

# THANK YOU

☆☆ for your purchase! ♡♡

DID YOU KNOW THAT WHEN YOU LEAVE FEEDBACK ON TPT YOU EARN CREDITS TOWARDS FUTURE PURCHASES? ★★★★★ Extremely satisfied  
I TRULY APPRECIATE YOUR FEEDBACK TO HELP MY LITTLE STORE GROW.

QUESTIONS/CONCERNS PLEASE CONTACT ME:

HEARTANDMINDTEACHING@GMAIL.COM



Hello!   
I'm Ashley!



A School Counselor,  
curriculum developer, blogger,  
and mama to two young  
boys. I have a passion for  
creating fun and engaging  
resources for Counseling  
and Social Emotional  
Learning.



LET'S CONNECT:





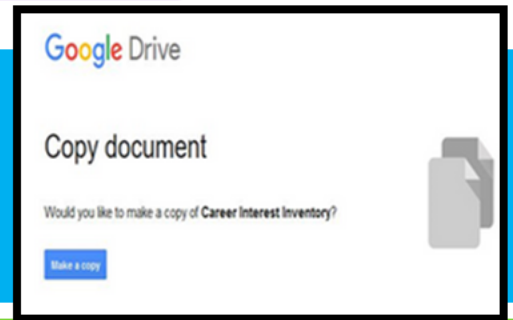
# Google Slides

YOUR RESOURCE COMES WITH A DIGITAL VERSION FOR USE IN GOOGLE SLIDES VIA GOOGLE CLASSROOM. FOLLOW THESE STEPS TO UPLOAD YOUR RESOURCE.

Click here to get your copy: [Career Worker](#)

1

You will be prompted to make a copy of the resource. Click on the blue box that says "Make a copy" and the resource will go directly into your Google drive.



2

Go to your Google Drive and locate the copy of the file. You can rename the file at this point or add/delete slides.

3

Next, go to your Google Classroom and add an assignment. Select the Google Drive Symbol and select the resource you want to assign.

4

From here, you should see a grey box that says "Students can view file." Click the grey box. A dropdown menu should appear. Select, "Make a copy for each student."

5

From here, you should see a grey box that says "Students can view file." Click the grey box. A dropdown menu should appear. Select, "Make a copy for each student."

**YOU HAVE TO MAKE A COPY FOR EACH STUDENT! Otherwise, they will all be editing the same file.**

Click "Assign" in the top right corner if you're ready to post! This product is meant to be used in "edit" mode (not "presentation" mode). Edit mode is the only mode that allows drag & drop and writing in text boxes.

Helpful links for using Google Classroom:

[Teacher Tips for using Google Classroom \(TPT blog\)](#)

[Getting Started with Google Classroom \(youtube video\)](#)





# DAY IN THE LIFE OF A CAREER WORKER



## Session Objective:

\*Students will identify what career workers do, wear, where they work, and tools they use.

## Materials:

- \*Career worker handouts and ppt.
- \*Cut out the cut/paste items beforehand to save time.

## Guiding Questions:

- \*Why is it important to know what career workers do?
- \*What are some career roles you might be interested in doing?
- \*What are some common characteristics needed for career workers?

## ASCA Standards Alignment:

- \*Mindset: Belief in development of whole self, including a healthy balance of mental, social/emotional and physical well-being. (M 1)
- \*Behavior: Learning Strategies: Critical thinking skills to make informed decisions (B-LS 1)
- \*Behavior: Social Skills: Ethical decision-making and social responsibility. (B-SS 5)

## SEL Competencies:

- \*Self-management: Goal setting.
- \*Responsible Decision-Making: Analyzing situations, solving problems, evaluating, reflecting, ethical responsibility.

## Session Details (about 30 minutes)

\*Show the PowerPoint. Each career worker has three slides featured of them, the first slide describes where they work, characteristics they need, what they wear, and tools they use. The second slide "Day in the life of a..." shows daily tasks the worker often performs as part of their job. The third slide asks the students to be that job for the day, on this slide it will ask for them to help solve a problem that the career person encounters. This can be done as a whole group, there is usually more than one correct answer on the clipboard answer options. Ask the students to explain why they chose their answers.

\*Follow along with the accompanying handouts or have them complete it after the PowerPoint to have them test their knowledge on what was just taught. There are two pages for each career on the handouts, the first has students write in the characteristics, where they work, and three tasks they perform. Then they use the cut/paste items to fill in the "Tools I use" and "What I wear area". The second page asks them the same problem-solving question featured in the PowerPoint. Additionally, there is a bulletin board activity that can also be used for upper-level learners to write the daily tasks of each career.


# MUSICIAN



## Characteristics:



## Where I work:



## What I wear:

--	--	--

## Daily Tasks:



## Tools I use:

--	--	--	--	--


# MUSICIAN FOR THE DAY



**The drumstick  
breaks in half.**

**What should the Musician do?**

- ☐ Stop playing.
- ☐ Keep playing with one stick.
- ☐ Walk off stage.
- ☐ Yell at your band mates.
- ☐ Pretend to play.





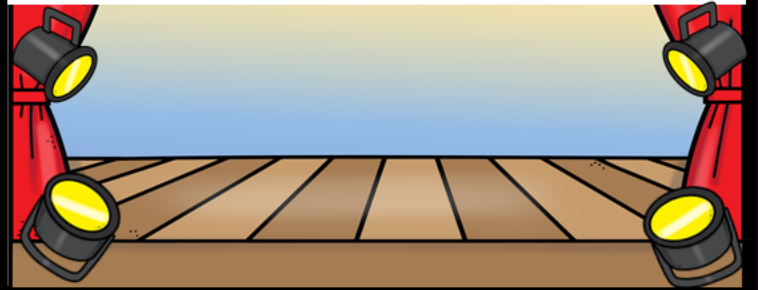
# SINGER



## Characteristics:



## Where I work:



## What I wear:

--	--	--

## Daily Tasks:



## Tools I use:

--	--	--	--	--

# SINGER FOR THE DAY



**The  
microphone is  
..not working.**



**What should the Singer do?**

- ☐ Panic.
- ☐ Run off stage.
- ☐ Cancel the performance.
- ☐ Use a backup microphone.
- ☐ Start to cry.

# MARINE BIOLOGIST



**Characteristics:**



**Where I work:**



**What I wear:**

--	--	--

**Daily Tasks:**



**Tools I use:**

--	--	--	--	--



# MARINE BIOLOGIST FOR THE DAY



Some tourists are not being respectful to the wildlife.

**What should the Biologist do?**

- ☐ Yell at the tourists.
- ☐ Demand they leave.
- ☐ Speak to them calmly.
- ☐ Explain the reasoning.
- ☐ Ban them from the beach.


# SCIENTIST



## Characteristics:



## Where I work:



## What I wear:

Three large, empty rectangular boxes with dotted borders, intended for drawing or writing about what a scientist wears.


## Daily Tasks:



## Tools I use:

Five large, empty rectangular boxes with dotted borders, intended for drawing or writing about the tools a scientist uses.

# SCIENTIST FOR THE DAY



There might be an  
error in the  
experiment results.

**What should the Scientist do?**

- ☐ Double check your work.
- ☐ Ignore it.
- ☐ Get frustrated.
- ☐ Give up on the experiment.
- ☐ Change the data.



# BAKER



## Characteristics:



## Where I work:



## What I wear:

--	--	--

## Daily Tasks:



## Tools I use:

--	--	--	--	--

# BAKER FOR THE DAY



A customer does not like the cake that was made.



What should the Baker do?

- ☐ Try to fix the cake.
- ☐ Offer a refund.
- ☐ Get upset.
- ☐ Refuse to change it.
- ☐ Apologize.

# CHEF



## Characteristics:



## Where I work:



## What I wear:

--	--	--

## Daily Tasks:



## Tools I use:

--	--	--	--	--



# CHEF FOR THE DAY



A dish that takes a long time to prepare, burns in the oven.



**What should the Chef do?**

- ☐ Cancel the order.
- ☐ Re-make the dish.
- ☐ Blame the oven.
- ☐ Hope the customer likes it.
- ☐ Offer a refund.


# ARTIST



## Characteristics:



## Where I work:



## What I wear:

--	--	--

## Daily Tasks:



## Tools I use:

--	--	--	--	--

# ARTIST FOR THE DAY



You have a deadline coming up but are having trouble creating.



**What should the Artist do?**

- ☐ Try to get inspired.
- ☐ Put it off for a bit longer.
- ☐ Give up.
- ☐ Get an extension on the deadline.

# NEWS REPORTER



## Characteristics:



## Where I work:



## What I wear:

--	--	--

## Daily Tasks:




## Tools I use:

--	--	--	--	--



# NEWS REPORTER FOR THE DAY



While reporting on the hurricane, the winds intensify, making it difficult to stand and speak clearly.

**What should the Reporter do?**

- ☐ Seek safe shelter.
- ☐ Keep recording.
- ☐ Find a safer spot to film at.
- ☐ Panic live on the air.
- ☐ Stop recording.



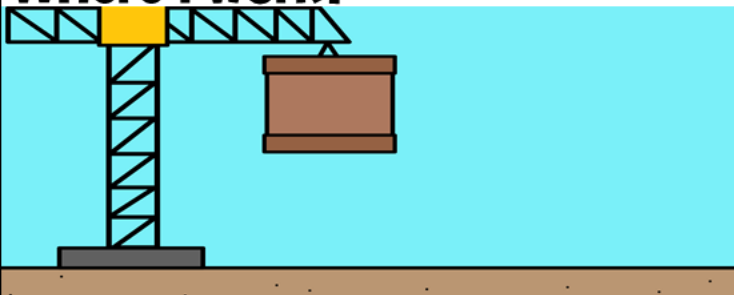
# ENGINEER



## Characteristics:



## Where I work:



## What I wear:

Three empty dashed boxes for writing or drawing.


## Daily Tasks:



## Tools I use:

Five empty dashed boxes for writing or drawing.

# ENGINEER FOR THE DAY



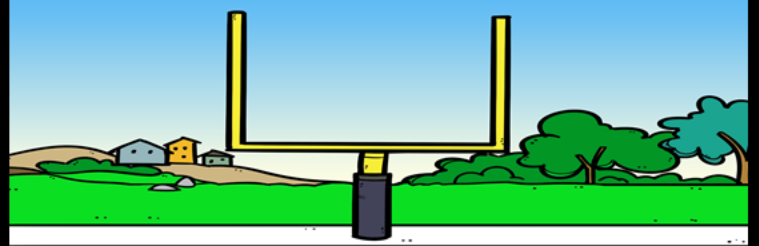
# ATHLETE



**Characteristics:**



**Where I work:**



**What I wear:**

--	--	--

**Daily Tasks:**




**Tools I use:**

--	--	--	--	--



# ATHLETE FOR THE DAY



A teammate makes a mistake that costs the team an important play.

**What should the Athlete do?**


- ☐ Yell at your teammate.
- ☐ Give up.
- ☐ Blame the referee.
- ☐ Stay positive and encourage your teammate.



# METEOROLOGIST



## Characteristics:



## Where I work:



## What I wear:

--	--	--

## Daily Tasks:




## Tools I use:

--	--	--	--	--

# METEOROLOGIST FOR THE DAY



New data suggests a storm may be stronger than originally predicted.



What should the Meteorologist do?

- ☐ Inform the public and emergency officials immediately.
- ☐ Wait to see if it weakens.
- ☐ Stick with the original forecast.

# FLIGHT ATTENDANT



## Characteristics:



## Where I work:



## What I wear:

Three dashed rectangular boxes for writing or drawing.

## Daily Tasks:



## Tools I use:

Five dashed rectangular boxes for writing or drawing.



# FLIGHT ATTENDANT FOR THE DAY



During a flight,  
some rough  
turbulence makes  
..the plane shake.



**What should the Attendant do?**

- ☐ Stay calm and reassure passengers.
- ☐ Panic and scream.
- ☐ Start walking the aisles.
- ☐ Start serving beverages.

# COSMETOLOGIST



## Characteristics:



## Where I work:



## What I wear:

--	--	--


## Daily Tasks:



## Tools I use:

--	--	--	--	--


# COSMETOLOGIST FOR THE DAY



**A client is  
unhappy with  
their hair cut.**

**What should the Cosmetologist do?**

- ☐ Offer a refund.
- ☐ Offer to fix it.
- ☐ Argue with the client
- ☐ Ignore the complaint
- ☐ Refer her to someone else.




# SERVER



## Characteristics:



## Where I work:



## What I wear:

--	--	--

## Daily Tasks:




## Tools I use:

--	--	--	--	--



# SERVER FOR THE DAY



A customer is upset about the wait time to get her food.

What should the Server do?

- ☐ Apologize.
- ☐ Offer a discount.
- ☐ Blame the chef.
- ☐ Try to hurry as much as you can.



# PILOT



## Characteristics:



## Where I work:



## What I wear:

--	--	--


## Daily Tasks:



## Tools I use:

--	--	--	--	--

# PILOT FOR THE DAY



There is an alert  
that there is  
turbulence ahead.



**What should the Pilot do?**

- ☐ Ignore the alert.
- ☐ Inform the flight attendants and passengers.
- ☐ Panic and try to land.
- ☐ Fly around the area.

# ZOOLOGIST



## Characteristics:



## Where I work:



## What I wear:

--	--	--

## Daily Tasks:




## Tools I use:

--	--	--	--	--



# ZOOLOGIST FOR THE DAY



# FLORIST



## Characteristics:



## Where I work:



## What I wear:

--	--	--

## Daily Tasks:



## Tools I use:

--	--	--	--	--

# FLORIST FOR THE DAY



Some of the flowers  
for a large wedding  
order are wilting.

What should the Florist do?

- ☐ Use the wilted flowers anyway.
- ☐ Cancel the order.
- ☐ Try to revive with water.
- ☐ Replace with similar flower.



# SHIP CAPTAIN



**Characteristics:**



**Where I work:**



**What I wear:**

Three large, empty rectangular boxes with dotted outlines for writing or drawing.

**Daily Tasks:**




**Tools I use:**


Five large, empty rectangular boxes with dotted outlines for writing or drawing.



# SHIP CAPTAIN FOR THE DAY



**You are at sea and a storm appears and creates rough waves.**



**What should the Captain do?**

- ☐ **Remain calm, reduce speed and navigate out of it.**
- ☐ **Inform crew & passengers.**
- ☐ **Panic and abandon ship.**
- ☐ **Drop anchor in the ocean.**

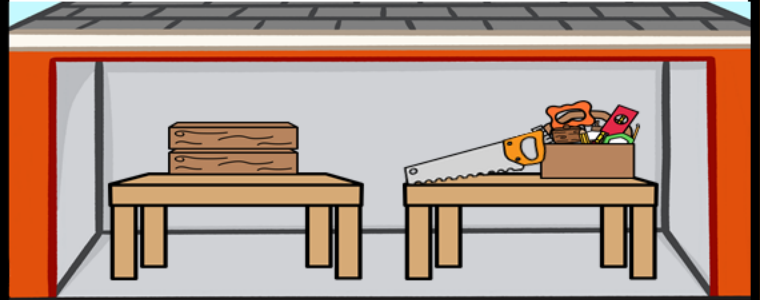
# CARPENTER



## Characteristics:



## Where I work:



## What I wear:

Three empty dotted boxes for writing or drawing.


## Daily Tasks:



## Tools I use:

Five empty dotted boxes for writing or drawing.


# CARPENTER FOR THE DAY




# ASTRONAUT



## Characteristics:



## Where I work:



## What I wear:

--	--	--

## Daily Tasks:




## Tools I use:


--	--	--	--	--



# ASTRONAUT FOR THE DAY



At the International Space Station it is noticed that small pieces of equipment are malfunctioning.



What should the Astronaut do?

- ☐ Report the issue to mission control.
- ☐ Work to fix it right away.
- ☐ Work on it later.
- ☐ Ignore the issue for now.

# BANKER



**Characteristics:**



**Where I work:**



**What I wear:**

Three empty dashed-line boxes for drawing or writing.


**Daily Tasks:**



**Tools I use:**

Five empty dashed-line boxes for drawing or writing.

# BANKER FOR THE DAY



A customer becomes upset because their loan application was denied.

**What should the Banker do?**

- ☐ Stay calm, and explain the reasons.
- ☐ Argue with them.
- ☐ Ignore them.
- ☐ Approve the loan.

# PROGRAMMER



## Characteristics:



## Where I work:



## What I wear:

--	--	--

## Daily Tasks:

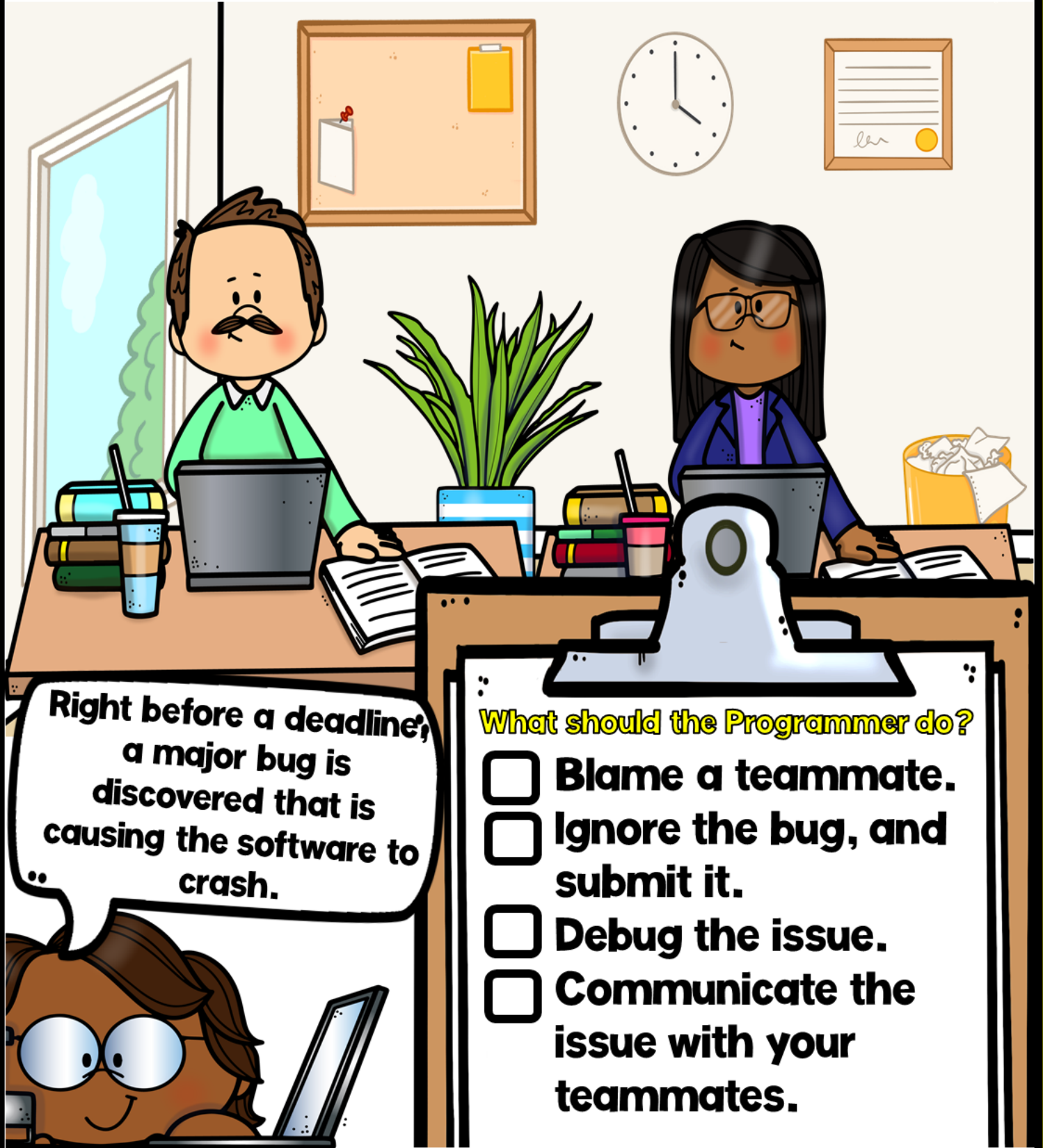


## Tools I use:

--	--	--	--	--



# PROGRAMMER FOR THE DAY



# ACCOUNTANT



## Characteristics:



## Where I work:



## What I wear:

Three empty dotted boxes for drawing or writing.

## Daily Tasks:



## Tools I use:

Five empty dotted boxes for drawing or writing.

# ACCOUNTANT FOR THE DAY




# ARCHAEOLOGIST



**Characteristics:**



**Where I work:**



**What I wear:**

--	--	--

**Daily Tasks:**



**Tools I use:**

--	--	--	--	--




# ARCHAEOLOGIST FOR THE DAY



A team member  
accidentally damages  
a fragile artifact at an  
ancient site.

What should the Archaeologist do?

- ☐ Hide the damaged artifact and hope no one sees.
- ☐ Yell at the team member.
- ☐ Document the damage and assess if it can be restored.



**What I Wear**

**Cut and Paste  
Pieces**

# What I wear



Formal/dress clothes



Formal shoes



Ear Buds



Wet Suit



Goggles



Flippers



Formal/dress clothes



Formal shoes



Ear Buds



Lab Coat



Safety goggles



Gloves



Apron



Hat



Jacket



Apron



Beret



Smock



Apron



Hat



Chef's Jacket



Suit



Raincoat



Rain boots



Hard hat

# What I wear



Safety Vest



Safety Goggles



Jersey



Helmet



Cleats



Suit



Dress shoes



Business attire



Uniform



Hat



Neck Scarf



White coat



Apron



Comfy Shoes



Uniform



Hat



Half apron



Hat



Sunglasses



Pilot Wings



Khakis



Waterproof boots



Hat



Apron



Comfy Shoes



# What I wear



Gloves



Hat



Button-up  
shirt with tie



Life vest



Overalls



Toolbelt



Safety  
Goggles



Space suit



Helmet



Gloves



Suit



Dress  
shoes



Business  
attire



Hoodie



Sweater



Comfy  
pants



Suit



Dress  
shoes



Business  
attire



Hat



Khaki  
Clothing



Boots

**Tools I use**

**Cut and Paste  
Pieces**

# Tools I use



Guitar



Piano



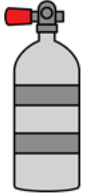
Drum Sticks



Guitar  
pick



Speaker



Scuba tank



Scuba  
Gauge



Underwater  
camera



Underwater  
flashlight



Ship



Microphone



Speakers



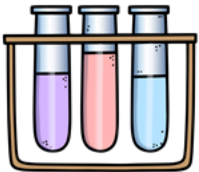
Lyrics



Stage  
lights



Microphone  
stand



Test tubes



Microscope



Beaker



Magnet



Magnifying  
glass



Oven mitt



Mixer



Piping Bag



Rolling Pin



Spatula

# Tools I use



Easel



Paint



Paint Brushes



Palette



Pencils



Menu



Spoon



Pan



Food



Cooking oil



Microphone



Weather  
screen



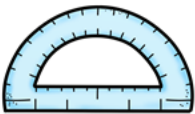
Camera



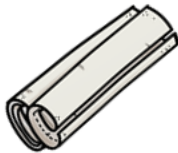
Notepad



News desk



Protractor



Building  
plans



Compass



Measuring  
tape



Laptop



Balls



Goals



Clipboard



Sticks & bats



Water



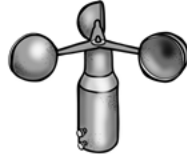
# Tools I use




Hygrometer  
(Humidity)



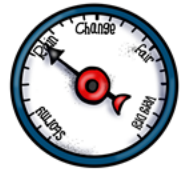
Rain gauge



Anemometer  
(Wind speed)



Thermometer



Barometer  
(Air pressure)



Beverage  
Cart



Luggage



Boarding  
Pass



Seatbelt



Life  
vest



Makeup



Hair dryer




Nail polish



Scissors



Hair brush



Menu



Food



Drinks



Silverware



Tables



Plane



Maps



Passport



Wind cone




Headset

# Tools I use



Water Pail



Hay



Wheelbarrow



Binoculars




Shovel



Cutters



Watering Can



Vase



Spray bottle



Flowers



Compass



Ship



Maps



Compass  
tool



Anchor



Saw



Mallet



Pencil



Measuring  
Tape



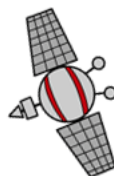
Hammer



Space  
Shuttle



Rovers



Satellites



Launch  
stations



Telescope

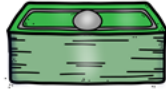
# Tools I use



ATMs



Coins



Cash



Counting  
Machine



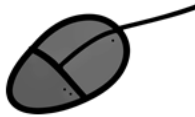
Computer



Computer



Printer



Computer  
Mouse



Phone



Computer  
keyboard



Calculator



Computer



Printer



Phone



Files



Brush



Shovel



Clipboard



Magnifying  
glass



Trowel

# **Bulletin Board & Upper Level Learners Version**





# DAY IN THE LIFE OF A MUSICIAN

**These are some of their daily tasks:**

---

---

---

---

---

---

---

---





# **DAY IN THE LIFE OF A MARINE BIOLOGIST**

**These are some of their daily tasks:**

---

---

---

---

---

---

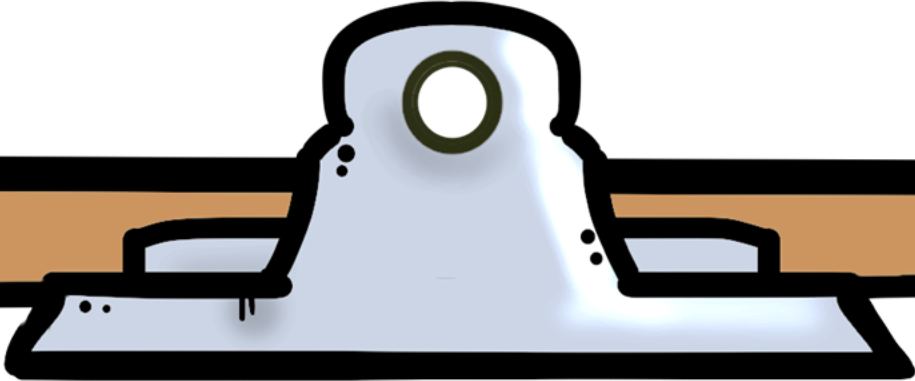
---

---

---

---





# DAY IN THE LIFE OF A SINGER

**These are some of their daily tasks:**

---

---

---

---

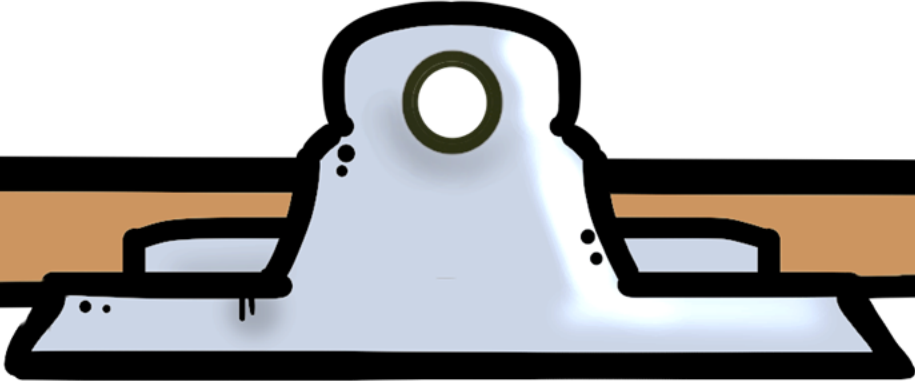
---

---

---

---





# DAY IN THE LIFE OF A SCIENTIST

**These are some of their daily tasks:**

---

---

---


---

---

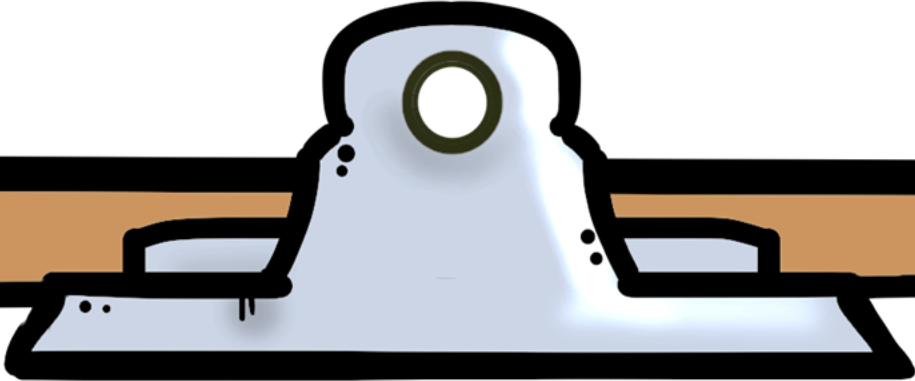
---

---

---







# DAY IN THE LIFE OF A BAKER

**These are some of their daily tasks:**

---

---

---


---

---

---

---

---





# DAY IN THE LIFE OF AN ARTIST

**These are some of their daily tasks:**

---

---

---

---

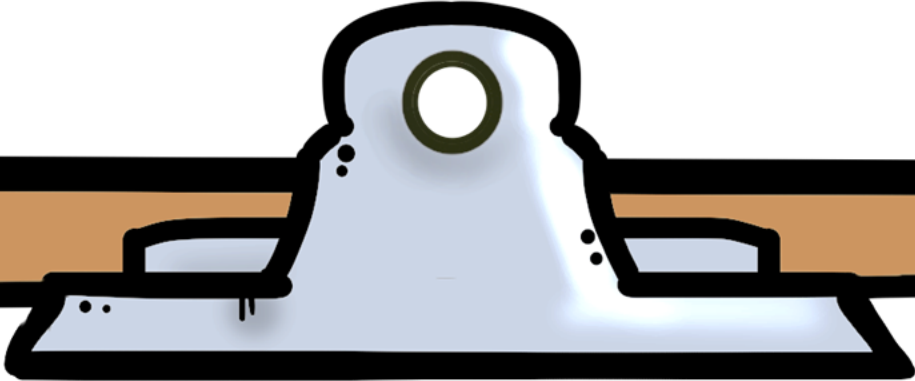
---

---

---

---





# DAY IN THE LIFE OF A CHEF

**These are some of their daily tasks:**

---

---

---


---

---

---

---

---





# DAY IN THE LIFE OF A NEWS REPORTER

**These are some of their daily tasks:**

---

---

---

---

---

---

---

---







# DAY IN THE LIFE OF A ENGINEER

**These are some of their daily tasks:**

---

---

---


---

---

---

---

---





# DAY IN THE LIFE OF A ATHLETE

**These are some of their daily tasks:**

---

---

---

---

---

---

---

---





# DAY IN THE LIFE OF A METEOROLOGIST

**These are some of their daily tasks:**

---

---

---

---

---


---

---

---

---

---





# DAY IN THE LIFE OF A FLIGHT ATTENDANT

**These are some of their daily tasks:**

---

---

---

---

---

---

---

---







# DAY IN THE LIFE OF A COSMETOLOGIST

**These are some of their daily tasks:**


---

---

---

---

---





# DAY IN THE LIFE OF A SERVER

**These are some of their daily tasks:**

---

---

---

---





# DAY IN THE LIFE OF A PILOT

**These are some of their daily tasks:**

---

---

---

---

---

---

---

---





# DAY IN THE LIFE OF A ZOOLOGIST

**These are some of their daily tasks:**

---

---

---


---

---

---

---

---







# DAY IN THE LIFE OF A FLORIST

**These are some of their daily tasks:**

---

---

---

---

---

---

---

---

---

---





# DAY IN THE LIFE OF A SHIP CAPTAIN

**These are some of their daily tasks:**

---

---

---


---

---

---

---

---





# DAY IN THE LIFE OF A CARPENTER

**These are some of their daily tasks:**


---

---

---

---

---





# DAY IN THE LIFE OF A ASTRONAUT

**These are some of their daily tasks:**

---

---

---

---

---


---

---

---

---

---







# DAY IN THE LIFE OF A BANKER

**These are some of their daily tasks:**

---

---

---

---

---

---

---

---





# DAY IN THE LIFE OF A PROGRAMMER

**These are some of their daily tasks:**

---

---

---

---

---

---

---

---

---

---



# DAY IN THE LIFE OF AN ACCOUNTANT

**These are some of their daily tasks:**

---

---

---


---

---

---

---

---





# DAY IN THE LIFE OF A ARCHAEOLOGIST

**These are some of their daily tasks:**

---

---

---


---

---

---

---

---





counseling

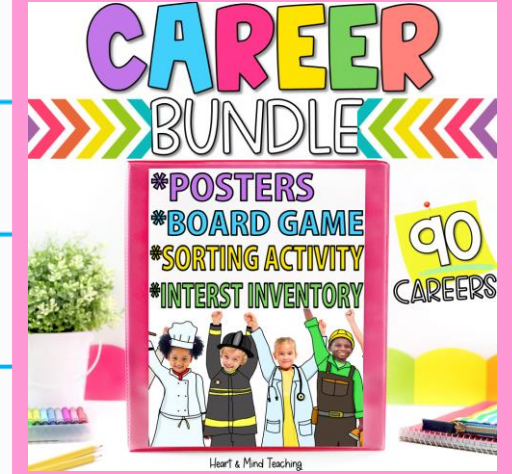
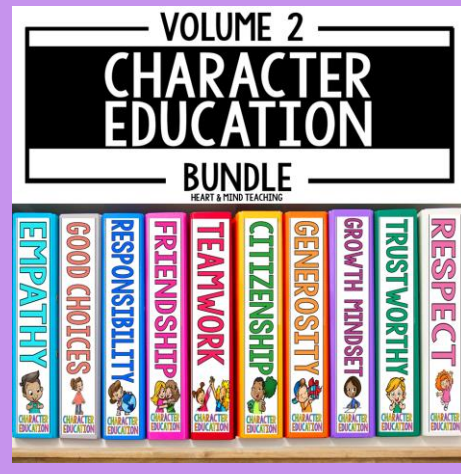


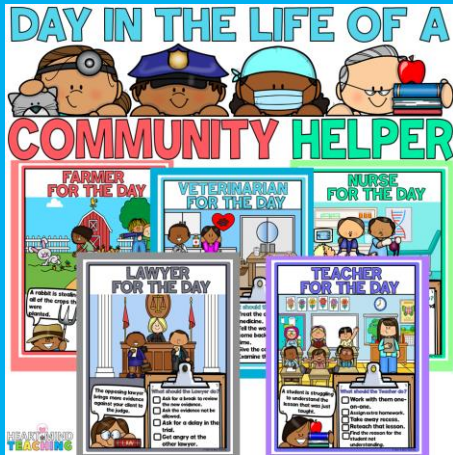
SEL

small groups

book companions

behavior

# ♡♡ Best Selling Resources ♡



## COUNSELOR COLLAB MEMBERSHIP

The Must-have resource membership:

[www.counselorcollab.com](http://www.counselorcollab.com)

♡ WANT A PEEK INTO MY CLASSROOM?

Check out my website:

[www.heartandmindteaching.com](http://www.heartandmindteaching.com)





# TERMS OF USE

By purchasing this product, you, the purchaser, are granted the right to reproduce pages for ONE classroom only. Duplication for more than one classroom or teacher is strictly forbidden. Doing so is a violation of the Digital Millennium Copyright Act (DMCA). This resource may not be uploaded or distributed online for free (even if it is a free resource) – on a district or outside site. Thank you for respecting my work!

## You may:

- ✓ Use items for your personal use.
- ✓ Make copies for your classroom or your own student's families.
- ✓ Reference (without distribution) this product in blog posts, seminars, PD workshops, provided there is credit given to myself as the author and a link back to my TPT store included.

## You may not:

- ✗ Claim this work as your own, alter the files in any way, or remove the copyright.
- ✗ Repackage, sell, or giveaway this product to others.
- ✗ Offer to share this product anywhere on the internet as a download or copy.

## A special thanks to these authors:

THIS RESOURCE WAS CREATED WITH ELEMENTS FROM THESE AUTHORS.

